



Mais où est le panier?



Le grand jeu des vacances présenté aujourd'hui est un jeu de logique et de réflexion « contre la montre ».



Chaque énigme doit être résolue dans un temps limité.

Les différentes missions sont distribuées dans des enveloppes portant un numéro. On ne peut obtenir l'énigme suivante qu'après avoir résolu celle que l'on a en main.



Pour plonger vos élèves dans l'ambiance du jeu et les laisser s'appropriier la mission qui leur est confiée, lisez ou projetez l'histoire des mésaventures de ces élèves qui sont à la recherche de leur fruits et légumes pour créer leur tableau!





l'histoire





Ce soir, c'est trop chouette : les parents viennent à l'école voir notre exposition et en plus c'est le jour des vacances !

Les copains de la classe et moi, on avait vraiment hâte, même si on était tous un peu triste de quitter la maitresse.



Notre exposition, elle va être superbe. Nous allons montrer aux parents nos productions d'art autour des fruits et légumes.

Nous avons beaucoup travaillé sur le sujet. Nous avons découvert des artistes, des tableaux...

Il y a un artiste peintre que l'on a beaucoup aimé : c'est Arcimboldo!



Alors c'était décidé.
Pour ce soir, le buffet
de l'exposition devait
rendre un petit
hommage à cet
artiste!

La blague ...
Maitresse ne se
rappelle plus du tout
où elle a mis son
panier avec les
ingrédients...

Dis tu veux nous aider
à retrouver les clés de
maitresse ?

Participe et résous
chaque épreuve. A
chaque épreuve
gagnée, tu auras un
morceau de la carte
qui indique où sont les
tableaux!





la lettre de la maitresse

Les enfants,



Je vous remercie d'avoir
aidé mes élèves à
retrouver mon panier à
provisions Nous avons pu
fabriquer de très belles
production à manger pour
notre exposition ! Les
parents étaient ravis,
Un grand merci!

Quelques surprises vous
attendent !!





Les tableaux proposés



Claes Oldenburg, OLDENBURG
Floor Burger



Paul Cézanne, nature morte
aux pommes



Magritte, ceci n'est pas un
fromage



Daniel Spoerri,
tableau piège



Avocat, Mensa



Paul Signac, nature
morte à la cruche



Arcimboldo, Automne




Les tableaux du trésor

















L'organisation du jeu



Equipe 1	Equipe 2	Equipe 3	Equipe 4	Equipe 5
sudoku	puzzle	Le compte est bon	Œil de lynx	labyrinthe
puzzle	Le compte est bon	Œil de lynx	labyrinthe	sudoku
Le compte est bon	Œil de lynx	labyrinthe	sudoku	puzzle
Œil de lynx	labyrinthe	sudoku	puzzle	Le compte est bon
labyrinthe	sudoku	puzzle	Le compte est bon	Œil de lynx



Les différentes énigmes sont mises dans des enveloppes indiquant le numéro de l'épreuve et l'équipe.


Les épreuves peuvent être plastifiées pour plusieurs utilisations. Attention à bien penser à votre système de validation.
A chaque épreuve réussie, le groupe d'élèves reçoit un morceau de la carte.

Chaque énigme propose 3 niveaux. Il y a donc possibilité de différencier les épreuves : Le sudoku peut être en niveau 1 et le puzzle en niveau 3 par exemple.
Il y a aussi possibilité de mettre dans la même enveloppe deux niveaux d'épreuve lors de cour double.


La maitresse remercie les enfants par quelques gourmandises ou petits lots...

Les élèves doivent reconstituer le bonhomme avec les aliments pour retrouver les tableaux et découvrir un trésor (bonbons, chocolat ..)






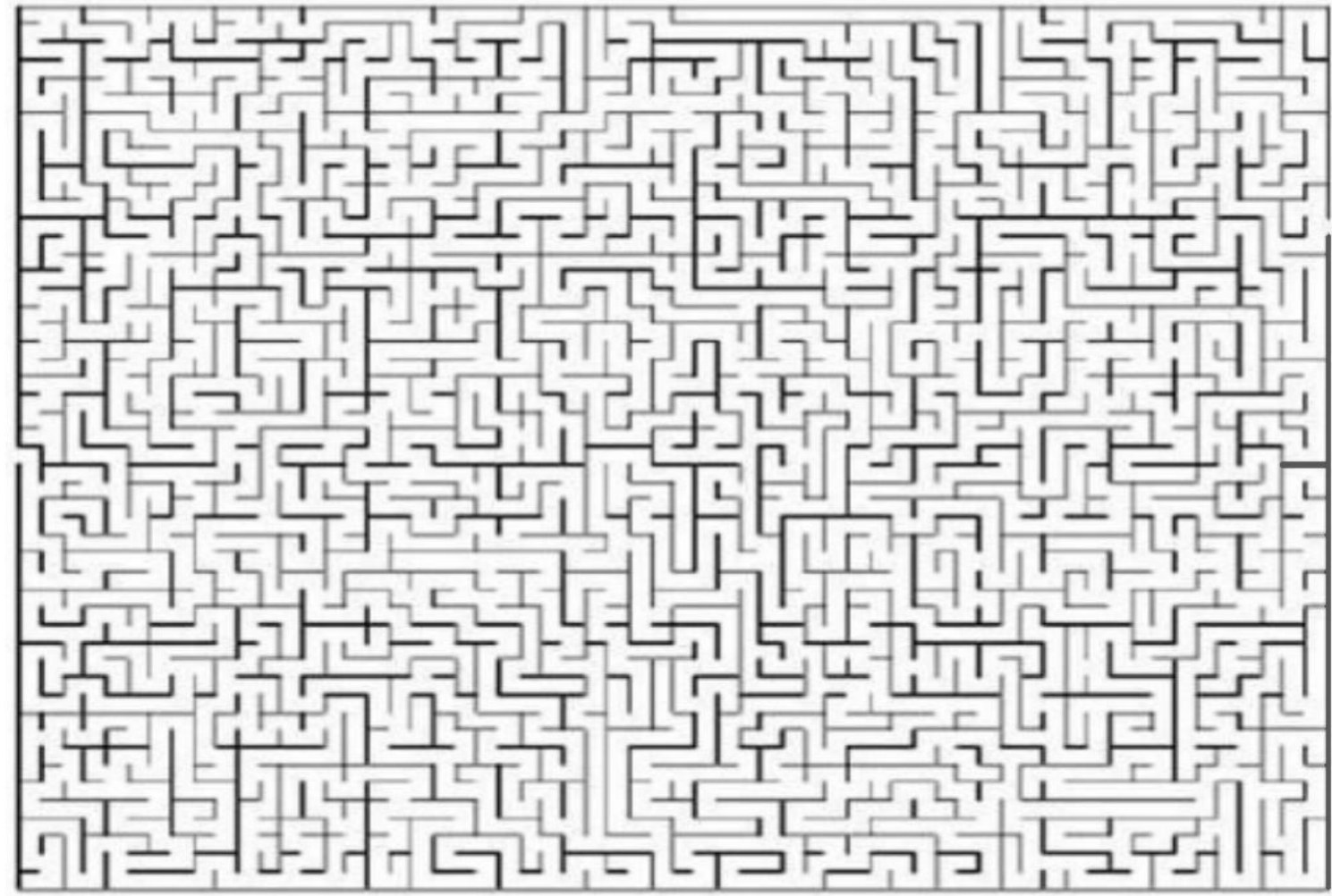
Le labyrinthe

















Le labyrinthe

















Le labyrinthe


























sudoku 





sudoku  

























sudoku 











						
						
						
						
						
						



































Le compte est bon 🍪



+



=

14



+



=

37



+



=

32



+








+




=

?

Le compte est bon 🍪🍪

 $+$  $+$  $= 60$

 $+$  $+$  $= 26$

 $+$  $+$  $= 7$

 $+$  $+$  $= ?$



Le compte est bon 



+



+



=

30



+



+



=

20



+



+



=

9



+













x























=











?























puzzle 





puzzle 























puzzle

































Une orange



Une rose rose



5 fourchettes



1 assiette rouge



Une nappe vichy



Un plat oval



1 baguette



1 assiette marron



Oeil de lynx



Une orange

Un casque

Une bouteille

Une rose rose

Une corbeille avec du pain

5 fourchettes



1 assiette rouge

Une nappe vichy

1 serviette rose

Un plat ovale

1 assiette marron

1 baguette



Une rose rouge

3 verres

1 serviette rouge

1 assiette grise



